

”A bathroom aid that extends independence”



## ROPOX TOILET LIFTER

### MAKING IT EASIER TO USE THE TOILET INDEPENDENTLY

The ROPOX Toilet Lifter is a bathroom aid that gently helps a user on and off the toilet. It is a small unit with high capacity and a discreet design that is easily customised to individual user needs.

It comes in a manual and an electrical version with height adjustment ranges of 22 and 25 cm respectively. The electric model is adjusted with a wireless hand control. The manual model is operated with a handle which can be demounted if desired.

Height-adjustable Toilet Support Arms can be mounted on the side of the unit. They provide plenty of space and good access for transfers. They can be installed or removed one at a time if user needs require it.

The smooth surface with rounded edges makes it easy to clean and helps to ensure a high level of hygiene.



**ROPOX™**

BETTER WAYS TO BETTER DAYS

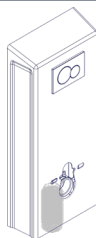
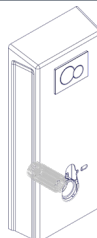
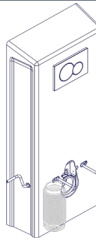

- A PART OF AddLife®

# ROPOX TOILET LIFTER

Height adjustment: Electric 25 cm (from 40-65 cm)  
Manual 22 cm (from 40-62 cm)

Maximum load: Max. user load  
400 kg Toilet Lifter  
250 kg Toilet Support Arms  
cf. DS / ISO 17966:2016

## VARIANT/MODEL

TOILET LIFTER			
			
Electric Item no.: 40-45027 Floor drain	Electric Item no.: 40-46027 Wall drain	Manual Item no.: 40-45026 Floor drain	Manual Item no.: 40-46026 Wall drain

Toilet lifter unit in bottom position: Model Electric/Manual 115,4x 52,3 x 20,5 cm. Geberit "top of the line" cisterne components. Dual flushing system that can be adjusted for "green building" requirements with 2 and 4,5 liter flush. If increased trapping safety is wanted - when the Toilet Lifter (EL) is lowered. (Item no.: 40-45073 min. 10 pcs.

## ACCESSORIES

Toilet support arms,  
Wave 90 cm

Item no.: 40-40421 (grey)  
Item no.: 40-40426 (red)

Toilet support arms,  
Wave 76 cm

Item no.: 40-40420 (grey)  
Item no.: 40-40425 (red)

Toilet support arms,  
Straight 90 cm

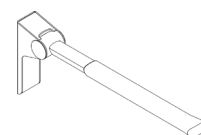
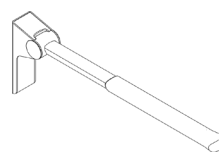
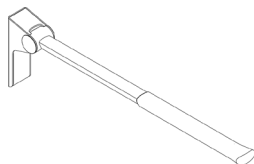
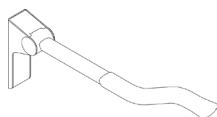
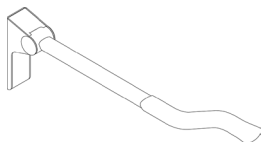
Item no.: 40-40402 (grey)  
Item no.: 40-40407 (red)

Toilet support arms,  
Straight 76 cm

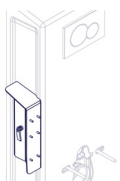
Item no.: 40-40401 (grey)  
Item no.: 40-40406 (red)

Toilet support arms,  
Straight 66 cm

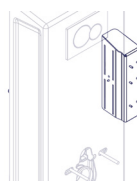
Item no.: 40-40400 (grey)  
Item no.: 40-40405 (red)



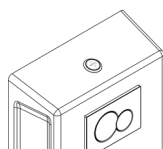
Bracket Toilet Support  
Arm, Left/Height adjustable  
Item no.: 40-40456



Bracket Toilet Support  
Arm, Right/Height adjustable  
Item no.: 40-40455



Fixed press pad  
Item no.: 40-45070



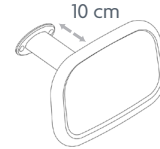
Mounting bracket for  
hand control  
Item no.: 40-40453



Toilet Roll Holder  
Item no.: 40-40452



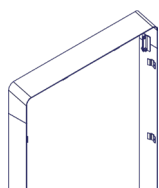
Back rest - long  
Item no.: 40-45100



Back rest - short  
Item no.: 40-45101



Cover extension  
30 mm Item no.: 40-45071  
60 mm Item no.: 40-45072



Wall-hung toilet, Short model  
Extra dirt-repellent surface  
Item no.: 40-44070  
(depth 56 cm)



Wall-hung toilet, Long model  
Extra dirt-repellent surface  
Item no.: 40-44071  
(depth 70 cm)



Toilet seat with lid  
Item no.: 40-44075  
Toilet seat without lid  
Item no.: 40-44074



**NB!** Find more information about measurements, technical data, installation interfaces and much more under the product and in the instruction manuals on our website.

The items are produced according to the following Standard: DS / ISO 17966:2016

ROPOX A/S · Ringstedgade 221 · 4700 Naestved, Denmark – Phone: +45 5575 0500 · info@ropox.com · www.ropox.com

**ROPOX™**  
BETTER WAYS TO BETTER DAYS

– A PART OF AddLife®