

”The optimum washbasin for both seated and standing users”



## ROPOX SLIMLINE

### WHEN YOU PREFER WASHBASIN AND MIRROR IN A COMBINED, SLIM AND ELEGANT SOLUTION

The SlimLine in one unit, and the mirror is therefore always at the right height no matter if you are sitting in a wheelchair or standing up.

You adjust the height with a push on the control switch which hangs on the included hook.

All installations are hidden regardless of the height of the washbasin.

The SlimLine and mirror is one unit and takes up 8 cm from the wall.

There are 10 types of washbasins to choose from so you can be sure to get the model that fit the users best.



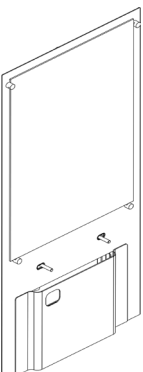
# ROPOX SLIMLINE

Height adjustment: 30 cm

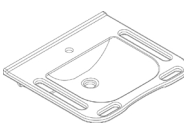
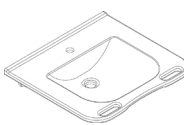
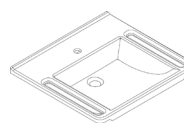
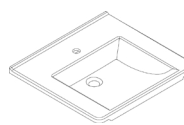
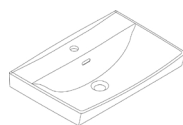

Max. user weight: Tested acc. to DS/ISO17966:2016  
(see max. user weight below)

## VARIANT/MODEL

SLIMLINE UNIT
↩



SLIMLINE UNIT  
152x67x8 cm  
200 kg  
Item no.: 40-15607 (incl. VVS kit)

WASHBASINS FOR INSTALLATION ON SLIMLINE UNIT					
- Low-mounted washbasin - Optimal handle function	- Low-mounted washbasin - Good handles in front	- Low-mounted washbasin - Long handles on the sides	- Low-mounted washbasin	- Small washbasin	- Washbasin with curved front edge
					
<p style="text-align: center;">WBR-100 60x55.5x12.8 cm 200 kg Item no.: 40-15623 Item no.: 40-15633*</p>	<p style="text-align: center;">WBR-101 60x55.5x12.8 cm 200 kg Item no.: 40-15624 Item no.: 40-15634*</p>	<p style="text-align: center;">WBR-102 60x55.5x12.8 cm 200 kg Item no.: 40-15625 Item no.: 40-15635*</p>	<p style="text-align: center;">WBR-103 60x55.5x12.8 cm 200 kg Item no.: 40-15626 Item no.: 40-15636*</p>	<p style="text-align: center;">WBR-200 60x42x15.5 cm 165 kg Item no.: 40-15621*</p>	<p style="text-align: center;">WBR-201 64x54.5x16.5 cm 165 kg Item no.: 40-15627</p>

\* Washbasins with overflow.

## ACCESSORIES

Fixed press pad,  
to the right  
Item no.: 40-15631  
(For WBR-100, 101 & 103)

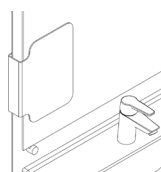
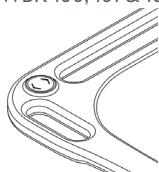
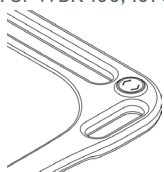
Fixed press pad,  
to the left  
Item no.: 40-15632  
(For WBR-100, 101 & 103)

Bracket for soap  
dispenser  
Item no.: 40-15640

Plug with overflow  
Item no.: 40-40935

One-handle mixer  
tap  
Item no.: 40-44040

Mixer tap with  
loop-lever  
Item no.:  
40-44039



**NB!** Find more information about measurements, technical data, installation interfaces and much more under the product and in the instruction manuals on our website.

The items are produced according to the following Standard: DS / ISO 17966:2016

ROPOX A/S · Ringstedgade 221 · 4700 Naestved, Denmark – Phone: +45 5575 0500 · info@ropox.com · www.ropox.com

**ROPOX™**  
BETTER WAYS TO BETTER DAYS

- A PART OF AddLife®