



Ropox Accessory Kit for Swing Wash Basin

User Manual

Keep this manual with the product at all times

Contents

Components.....	3
Dimension sketches.....	5
Daily use.....	6
Mounting	6
Recommendations	6
Cleaning	7
Fault finding	7
Waste handling	7
Transport and storage	7
Wallbracket.....	8
EU – Declaration of Conformity	9
Directives	9
Standards	9







It is important to read this manual before use

Product information

Product:	Ropox Accessory Kit for Swing Washbasin
Manufacturer:	Ropox, DK-4700 Naestved, Tel. +45 55 75 05 00
Application:	<p>This accessory kit has been specially designed to offer increased storage possibilities in connection with Ropox swing washbasin. The accessories may hang on the washbasin or on the wall by means of the optional wall mounting device.</p> <p>The stopper is used to provide an overflow in the swing washbasin.</p>

Components

40-41145 Ropox storage modules for swing wash basin

	x 1	Soap grid	40*41145-005
	x 2	Cup	40*41145-002
	x 1	Holder	40*41145-001
	x 1	Ropox Wallbracket for storage modules	40-41146

40-41146 Ropox tray for swing wash basin

	x 1	Tray
---	-----	------

40-40935 Ropox stopper with overflow

	x 1	Stopper with overflow
---	-----	-----------------------

Technical data

Materials	Wall bracket: Stainless steel, aluminium Holder: PA 6.6 plastic, stainless steel Cups: PA 6.6 plastic Room divider: Stainless steel Tray: Aluminium Stopper with overflow: PA 6.6, stainless steel, rubber
Surface treatment	Stainless steel: Powder-coated, white RAL 9003 mat Tray: Powder-coating approved for autoclave



These products have CE-marking and have been tested according to the European standards for assistive devices for disabled persons DS/EN ISO 12182 and the Machinery Directive 2006/42/EC.

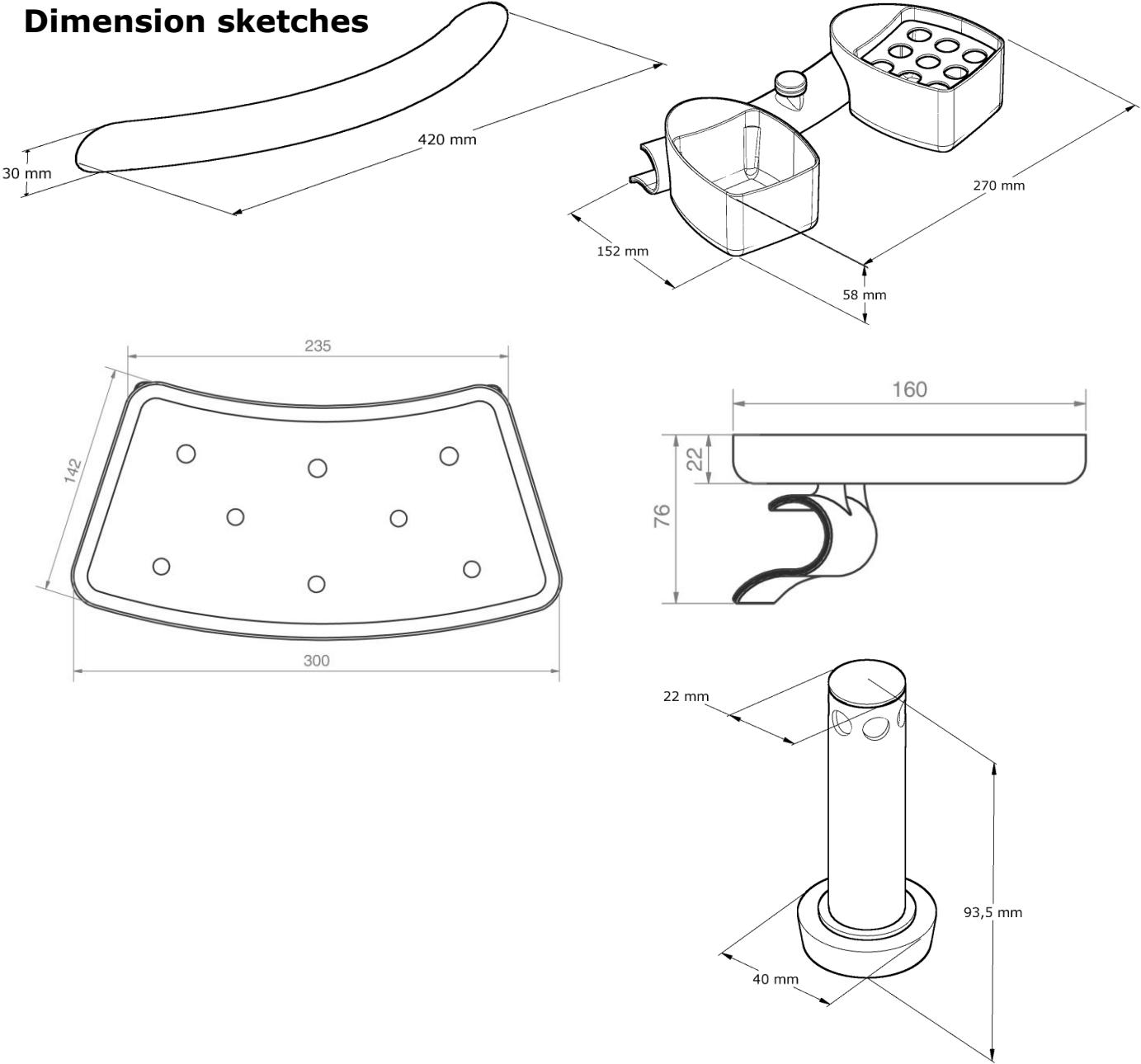
This product is UKCA-marked in accordance with:



UK SI 2002 No. 618 - *The Medical Devices Regulations 2002*, and its amendments

UK SI 2008 No. 1597 - *The Supply of Machinery (Safety) Regulations 2008*, and its amendments

Dimension sketches



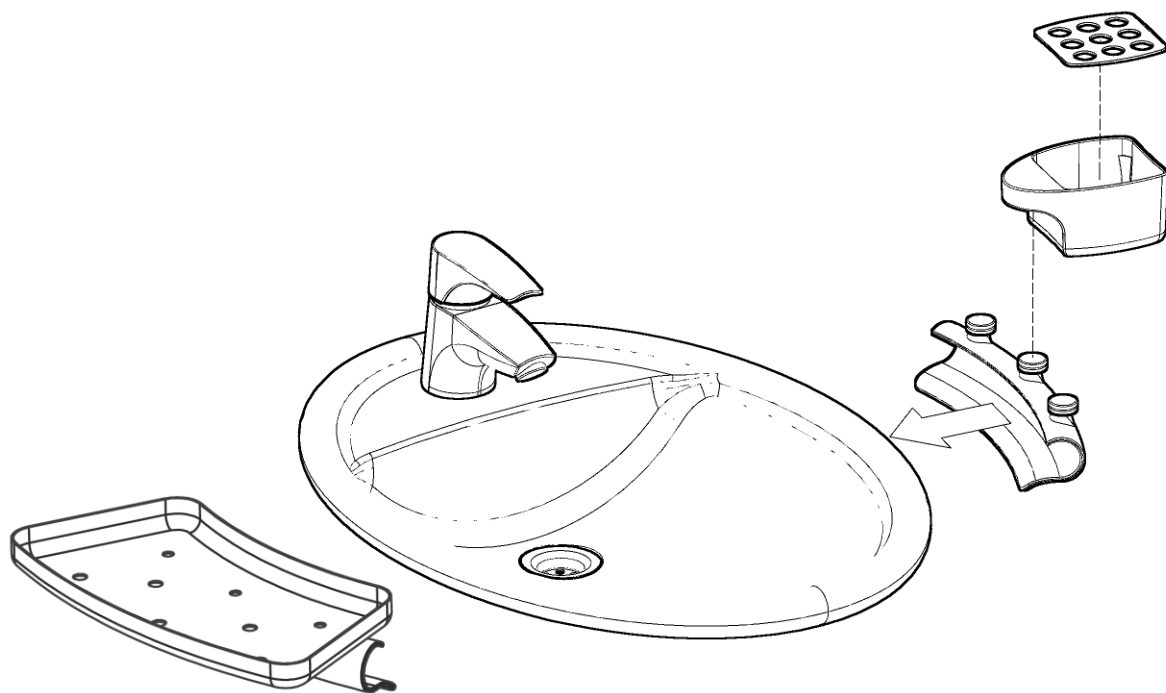
Instructions for use

Daily use

The accessory kit is in modular design and the products may be used to suit the needs of any user. The holder may be placed on the right or left side of the washbasin and on the optional wall mounting device. Thus the location of the cups may be shifted should the need arise.

The acquisition of supplementary modules offers the opportunity of several individualised solutions.

Mounting



Recommendations

To ensure optimum utilisation of the features of the accessory kit and to avoid accidents it is important to follow these basic safety procedures

- The holder must be placed within the green area as shown on the illustration. Otherwise it will not be fastened securely and may fall off during use.
- If cups and holder are used on a washbasin with Dock-in the holder must be placed in the front part of the green area in order not to collide with the Dock-in station.



Maintenance

The Ropox Accessory Kit for Swing Washbasin is maintenance free. However, for safety reasons it is recommendable to check screws for wall mounting device at regular intervals to ensure that they are fastened securely in the wall.

Cleaning

The accessory kit is designed for cleaning in a dishwasher and autoclave.

Important:

Do not use scouring powder or other abrasives as they will scratch the surfaces. Also avoid the use of cleaning utensils with sharp edges. Never use strong acids or alkaline products.

Fault finding

Error	Possible remedy
The holder is not fastened properly on the side of the washbasin / keeps falling off.	Wrong placing of holder. See previous page for correct placing.
Wallbracket is loose on the wall	Tighten the two screws underneath the wallbracket.

Waste handling



The used equipment must be disposed of according to national law. We recommend dismantling of the product so that most parts may be reused.
Example of sorting groups: Stainless steel and plastic.

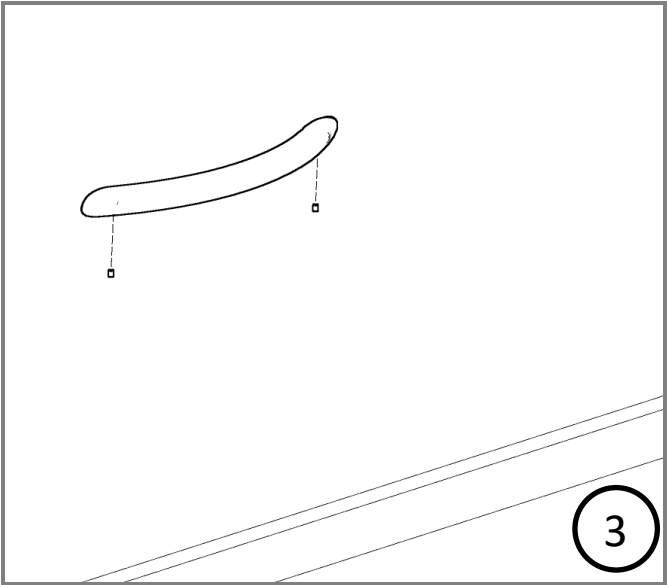
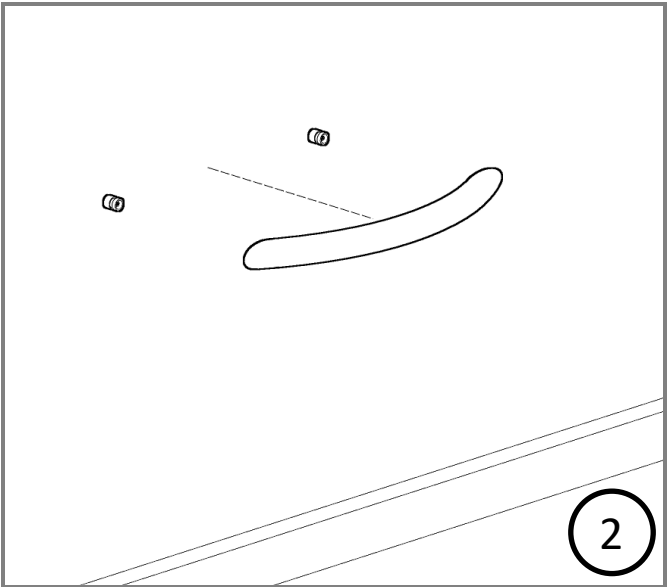
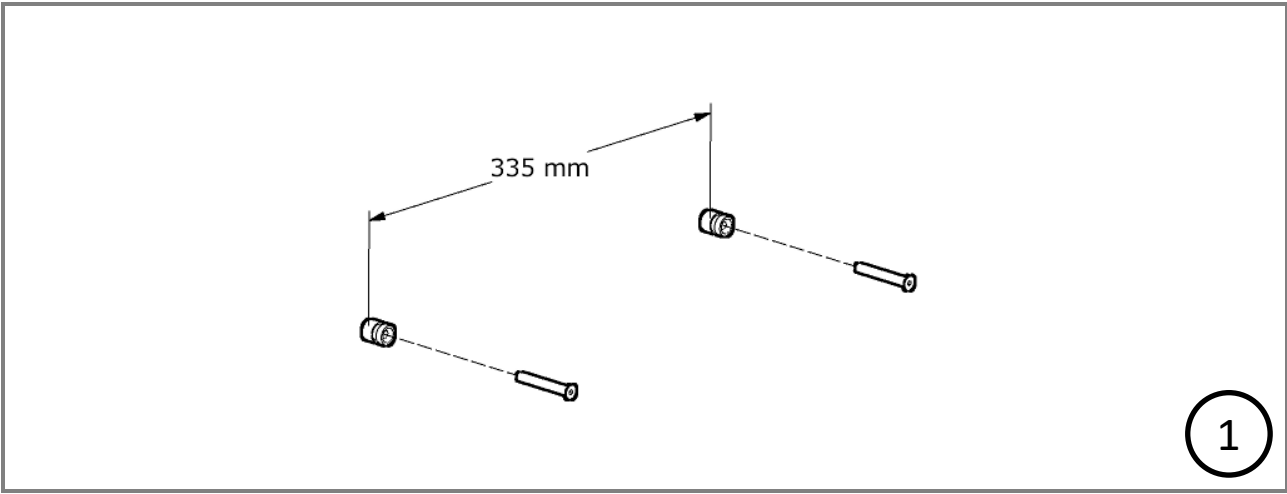
Transport and storage

Temperature: 0 °C to 50 °C

Relative humidity: 5% to 85% non-condensing

Installation

Wallbracket



EU – Declaration of Conformity



Ropox hereby declares that the following products

40-41145	Ropox Storage Modules for Swing Wash basin
40-41146	Ropox Tray for Swing Wash Basin
40-40935	Ropox Stopper with Overflow

have been classified as Class I and conform to the following directive and standard:

Directives

Directive No. 93/42/EEC concerning Medical Devices (risk class 1)

Machinery Directive No. 2006/42/EC, amended by Directive No. 98/37/EC.

Standards

DS/EN 12182: 2012:	Assistive devices for persons with functional disabilities - General requirements and test methods
DS/EN 14971: 2012:	Medical devices - Application of risk management to medical devices
DS/EN 9999: 2011:	Assistive devices for persons with functional disabilities - Classification and terminology

Date: 15-09-2012



Tommy Jensen
Adm. direktør

Complaints

All inquiries concerning complaints must be directed to the distributor representing Ropox on the market in question.

Cf. Ropox General Terms of Sale and Delivery.



Ropox A/S

Ringstedgade 221

DK – 4700 Naestved

Tel.: +45 55 75 05 00 Fax.: +45 55 78 05 50

E-mail: info@ropox.dk

www.ropox.dk