

”With the right aids,  
daily life becomes easier”



## ROPOX SUPPORTLINE

### A ROBUST WASHBASIN THAT CAN BE ADJUSTED TO MATCH YOUR NEEDS

A support washbasin is especially suitable for walking-impaired because you can use the integrated, ergonomic grab rails as support and as help when getting up or sitting down.



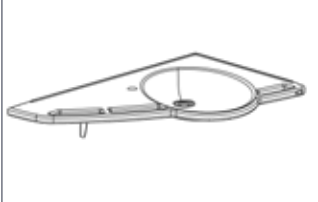
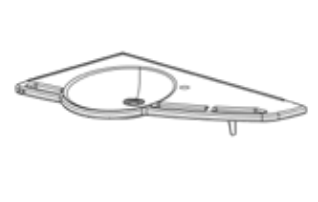








You can adjust the height of the washbasin to suit the physical capabilities of the individual user, and it is easy to slide the unit sideways allowing you to place the basin where you need it the most.

It is easy to keep the washbasin clean due to the cleaning-friendly design, and even though the basin is very robust and stable, it still has a simple and elegant look.

The solid, integrated grab rails ensure safety to lean on and use as a support when you move around in the room.



## VARIANT/MODEL

WASHBASIN FIXED – FIXED HEIGHT 		WASHBASIN BASIC – PERIODIC ADJUSTMENT 	
			
Left hand model 400 kg Item no.: 40-44010	Right hand model 400 kg Item no.: 40-44011	Left hand model 400 kg Item no.: 40-44012	Right hand model 400 kg Item no.: 40-44013
WASHBASIN MANUAL – ADJUSTMENT WITH HANDLE 		WASHBASIN ELECTRIC – ELECTRICAL ADJUSTMENT 	
			
Left hand model 400 kg Item no.: 40-44014	Right hand model 400 kg Item no.: 40-44015	Left hand model 520 kg Item no.: 40-44016	Right hand model 520 kg Item no.: 40-44017

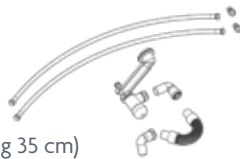
Variant Washbasin Electric include Plumbing kit.

## ACCESSORIES

Plug with overflow  
Item no.: 40-40935



Plumbing kit  
Item no.: 40-44020 (Manual, Basic & Fixed)  
Item no.: 40-44034 (Electric)  
Item no.: 40-44031+32 (Manual)



System for sideways sliding (sliding 35 cm)  
Item no.: 40-44030 (Manual & Electric)



Special plumbing kit is required,  
please contact Ropox.

Cover  
Item no.: 40-44023+24 (Electric)  
Item no.: 40-44027+28 (Manual)  
Item no.: 40-44021+22 (Basic)



Fixed press pad  
Item no.: 40-44026



For optimum choice of  
mixer tap, please contact  
Ropox.



Please note that all parts are suitable for dish washer/Autoclave.

**NB!** Find more information about measurements, technical data, installation interfaces and much more under the product and in the instruction manuals on our website.