

”An electrical shower/changing bed  
with a high degree of comfort”



## ROPOX MOBILIO SHOWER BED

### OPTIMUM WORKING CONDITIONS FOR THE CARE WORKERS AND A SAFE AND COMFORTABLE EXPERIENCE FOR THE USERS

#### **A high degree of comfort and hygiene for both user and carer**

The shower bed's design ensures that the user always lies comfortably on the slats and that the water quickly flows into the tray and away. It is easy for the staff to clean the slats and collection tray after use. It is not only the most hygienic, but it is also the most practical.

The reversible slats have a soft, warm and pleasant feel. They bend slightly downwards on one side, so the user lies safely and securely in the shower, and water and soap can run quickly into the tray. The other side bends slightly upwards, which makes it easier for the care workers to turn a user when helping them change.

#### **Security in focus**

The height is adjusted with a hand control, providing the care workers with a healthy work posture and easy access to the shower bed. It also makes it more manageable to help a user onto the shower bench from, e.g., a wheelchair. The movable changing/shower bed comes with a battery solution so you can move it without considering if cords or cables get in the way. It is also possible to mount a central brake system so the carers can brake the shower bed easily and quickly. All in all, the Mobilio shower/changing bed is a flexible, comfortable and safe solution for both users and care workers.

#### **Easy transportation**

The height adjustment gives the carers the right working height, and it reduces the amount of person lifting and moving because it is easy to help a user from, e.g., the bedroom to the bathroom. The users will find that changing and showering becomes a safe and comfortable experience.

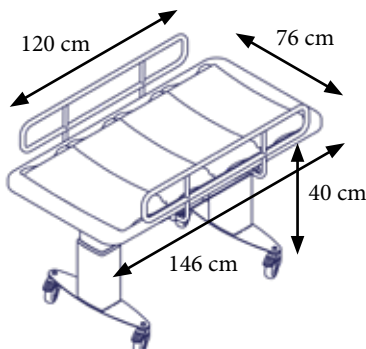
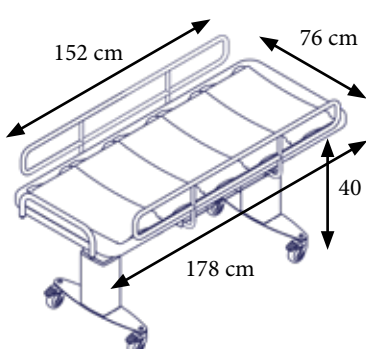
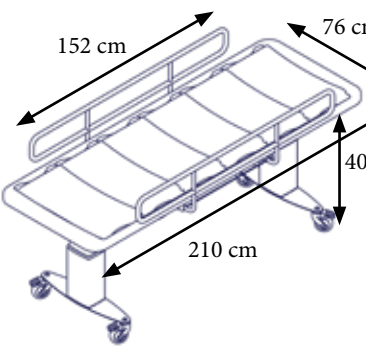
**ROPOX™**  
BETTER WAYS TO BETTER DAYS

— A PART OF AddLife®

# ROPOX MOBILIO SHOWER BED

Height adjustment: 40 cm (59-99 cm) above floor  
 Max. load: User weight: 220 kg cf.  
 ISO 17966:2016

## ROPOX MOBILIO SHOWER BED

MOVABLE CHANGING/SHOWER BED - 146 - 210 CM		
		
incl. bed guard Item no.: 40-31406	incl. bed guard Item no.: 40-31410	incl. bed guard Item no.: 40-31411

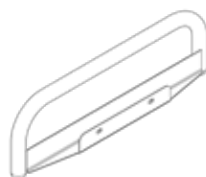
- \* The bench is easy to adjust in height with the electrical hand control.
- \* The lying area is 18 cm shorter than the length of the shower bed.
- \* It is possible to mount end guard (optional) at both ends.
- \* Bed guards for the sides are included.
- \* If fitted with a battery (optional), the product can be used also when charged.

## ACCESSORIES

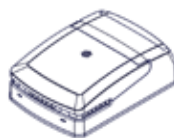
Back support  
 Item no.: 40-25031




End guard  
 Item no.: 40-25038



Battery  
 Item no.: 40-30765



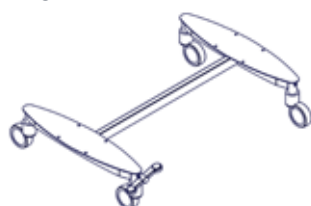
Cover for bed guard  
 Length 146 cm Item no.: 40-25782  
 Length 178 cm, 210 cm Item no.: 40-25783



Head rest  
 Item no.: 40-25090



Central brake  
 Length 146 cm Item no.: 40-30753  
 Length 178 cm, 210 cm Item no.: 40-30760



Find more information about measurements, technical data, installation interfaces and much more under the product and in the instruction manuals on our website.

The items are produced according to the following Standard: DS / ISO 17966:2016

ROPOX A/S · Ringstedgade 221 · 4700 Naestved, Denmark · Phone: +45 5575 0500 · info@ropox.com · www.ropox.com

**ROPOX**<sup>TM</sup>  
 BETTER WAYS TO BETTER DAYS  
 - A PART OF AddLife

No. 1962311-0221